

This article was downloaded by:

On: 19 January 2011

Access details: *Access Details: Free Access*

Publisher *Taylor & Francis*

Informa Ltd Registered in England and Wales Registered Number: 1072954 Registered office: Mortimer House, 37-41 Mortimer Street, London W1T 3JH, UK



International Journal of Polymeric Materials

Publication details, including instructions for authors and subscription information:

<http://www.informaworld.com/smpp/title~content=t713647664>

Synthesis and curing kinetics of colored epoxy resin containing azo moiety

Milan R. Patel^a; Ranjan G. Patel^a; Manish P. Patel^a; Rashmika H. Patel^b

^a Department of Chemistry, Sardar Patel University, Vallabh Vidyanagar, Gujarat, India ^b Department of Material Science, Sardar Patel University, Vallabh Vidyanagar, Gujarat, India

Online publication date: 27 October 2010

To cite this Article Patel, Milan R. , Patel, Ranjan G. , Patel, Manish P. and Patel, Rashmika H.(2010) 'Synthesis and curing kinetics of colored epoxy resin containing azo moiety', International Journal of Polymeric Materials, 52: 3, 211 – 218

To link to this Article: DOI: 10.1080/00914030304898

URL: <http://dx.doi.org/10.1080/00914030304898>

PLEASE SCROLL DOWN FOR ARTICLE

Full terms and conditions of use: <http://www.informaworld.com/terms-and-conditions-of-access.pdf>

This article may be used for research, teaching and private study purposes. Any substantial or systematic reproduction, re-distribution, re-selling, loan or sub-licensing, systematic supply or distribution in any form to anyone is expressly forbidden.

The publisher does not give any warranty express or implied or make any representation that the contents will be complete or accurate or up to date. The accuracy of any instructions, formulae and drug doses should be independently verified with primary sources. The publisher shall not be liable for any loss, actions, claims, proceedings, demand or costs or damages whatsoever or howsoever caused arising directly or indirectly in connection with or arising out of the use of this material.

SYNTHESIS AND CURING KINETICS OF COLORED EPOXY RESIN CONTAINING AZO MOIETY

Milan R. Patel
Ranjan G. Patel
Manish P. Patel

Department of Chemistry, Sardar Patel University,
Vallabh Vidyanagar, Gujarat, India

Rashmika H. Patel

Department of Material Science, Sardar Patel University,
Vallabh Vidyanagar, Gujarat, India

Colored epoxy resin containing azo moiety was synthesized by reaction between epichlorohydrin and bis-azodiol, which was synthesized by coupling bisphenol-A with aromatic amine. Colored epoxy resin was characterized by epoxy equivalent weight, IR spectra, Viscosity and UV visible spectroscopy. The curing of colored epoxy resin and DGEBA were characterized by differential scanning calorimetry (DSC). The thermal stability of cured products was characterized by thermogravimetric analysis (TGA). The cured products have good thermal stability. Several glass fiber epoxy composites were fabricated and their mechanical properties, electrical properties and chemical resistance were studied.

Keywords: bis-azo diol, colored epoxy resin, composites, thermal properties, electrical properties

INTRODUCTION

In the recent history of polymers, epoxy resins have gained increasing importance due to their wide range of applications in many fields like coating, casting, molding, electric components and hardware applications [1–4]. For this purpose commercial epoxy resin, diglycidyl ether of bisphenol-A (DGEBA), is widely used and has been studied by

Received 25 November 2000; in final form 4 December 2000.

Address correspondence to Milan R. Patel, Department of Chemistry, Sardar Patel University, Vallabh Vidyanagar-388 120, Gujarat, India. E-mail: mihi_99@yahoo.com

several researchers [5, 6]. Many applications of pigmented colored epoxy resins and composites became known. For example, colored epoxy resins are used for colored coating wires, in transmission cables, for colored bathtubs, for powder paints, for printing inks, in electrical application (printed circuit boards) [7–10]. However, very few references are reported where the color is imparted to the resin by introducing an azo group in the resin molecule.

In the present investigation to impart color, diazotized p-chloroaniline is first coupled with bisphenol-A to prepare bis-azodiol which is then treated with epichlorohydrin for the preparation of colored epoxy resin.

Glass fiber reinforced composites of colored epoxy resins and DGEBA in the ratio of 15 : 85 were prepared using diethyl tetramine (DETA), triethyl tetramine (TETA), p-p'-diamino diphenyl sulphone (DDS), and p-p'-diamino diphenyl methane (DDM) as curing agents. The fabricated composites were evaluated for mechanical strength, electrical properties and their resistance to various chemicals.

EXPERIMENTAL

Materials

Commercial grades of p-chloroaniline, hydrochloric acid, sodium nitrate, sodium hydroxide and epichlorohydrin (b.p.: 115–116°C) were used. A conventional epoxy resin DGEBA (EEW: 190 g·eq⁻¹) was obtained from Synpol Pvt. Ltd., Ahmedabad. The curing agents DETA, TETA, DDM, DDS used were of laboratory grade.

Synthesis of Resin

P-chloroaniline was diazotized using hydrochloric acid and sodium nitrate while maintaining temperature 0–5°C, and coupled with bisphenol-A for the formation of bis-azodiol. The bis-azodiol (0.04 mol) was then reacted with epichlorohydrin (0.48 mol) in presence of sodium hydroxide (0.08 mol) at 100°C for 5 hrs. Excess epichlorohydrin was distilled out under 50 mm Hg pressure and the salt was then removed. The resin shows dark orange color.

Characterization of Epoxy Resin

The epoxy equivalent weight of colored epoxy resin (CER) was found to be 308 g·eq⁻¹. Its proposed structure is shown in Figure 1. The intrinsic viscosity in DMF measured by Ubbelohde viscometer at 30°C was observed to be about 0.025 dl·gm⁻¹.

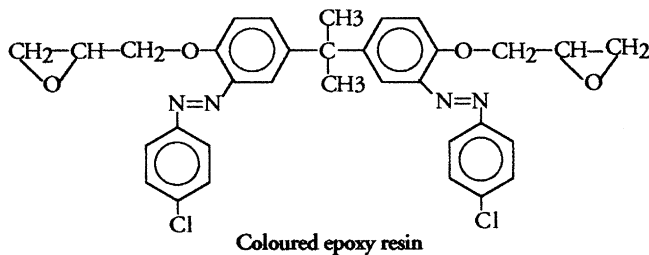


FIGURE 1 Colored epoxy resin (CER).

The colored epoxy resin (CER) was characterized by Nicolet-400 D FT-IR spectrometer. IR-spectra (Figure 2) shows broad band at 3395 cm^{-1} due to hydroxyl group, band at 3000 cm^{-1} and 1150 cm^{-1} due to aromatic C-H vibrations, bands at 2930 cm^{-1} and 2878 cm^{-1} due to ether methylene C-H vibration, bands at 1609 cm^{-1} and 1515 cm^{-1} due to presence of phenyl rings, the bands at 1266 cm^{-1} , 920 cm^{-1} and 850 cm^{-1} due to terminal epoxy group. Bands at 688 cm^{-1} and 700 cm^{-1} indicate presence of C-Cl bond and at $1510\text{--}1540\text{ cm}^{-1}$ indicates the presence of azo group (N=N). The resin

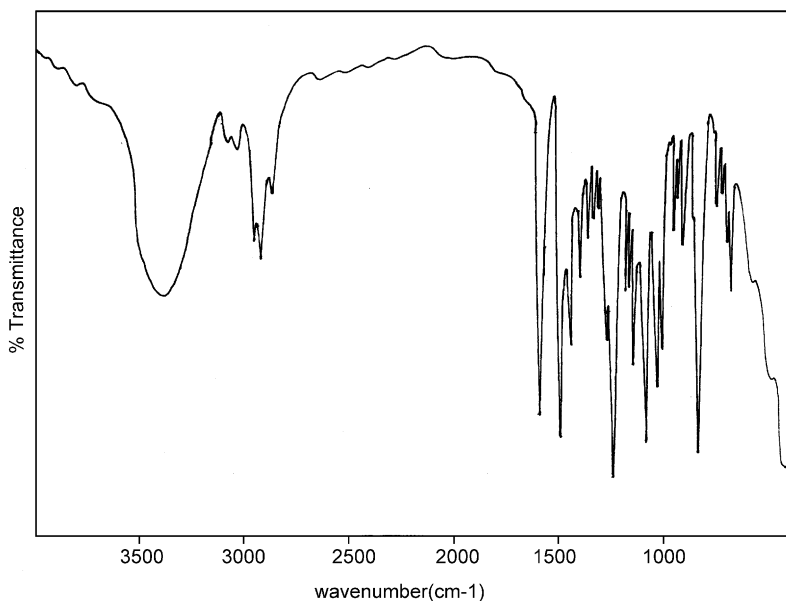


FIGURE 2 IR spectra of colored epoxy resin (CER).

was also characterized by UV visible spectroscopy, the value of λ_{\max} was found to be 369 nm.

Fabrication of Composites

Formulation described in Table 3 were dissolved in acetone and were applied on $10 \times 10 \text{ cm}^2$ pieces of woven glass-fiber cloth (an epoxy compatible, 10 mil, plain woven E types, 10 plies) by hand lay-up technique. The impregnated plies were kept in an oven heated up to 60°C for about 20 min. for evaporation of solvent. The plies were then stacked together, put between Teflon-coated glass cloths, and placed between flat plates for compression molding. Temperature was maintained at 100°C for about 30 min. Then, pressure of about $1.74 \times 10^4 \text{ kPa}$ was applied and the temperature of the mold was maintained at 150°C for 1.5 hrs. and at 180°C for 1 hr. After cooling down to room temperature the composites were taken out of the mold and cut to get the specimens required for evaluation as per ASTM standard for testing.

Measurement

Differential scanning calorimetry (DSC) scans were obtained using Dupont 910 DSC module connected with a Dupont 9900 thermal analyzer under nitrogen atmosphere at heating rate of $10^\circ\text{C min}^{-1}$ using an empty cell reference.

Thermal gravimetric analysis (TGA) of cured products was performed on Dupont 951 thermogravimetric analyzer connected with Dupont 990 thermal analyzer in static air at heating rate of $10^\circ\text{C min}^{-1}$.

Flexural strength of composites was determined according to ASTM D-790-71 on dutron machine. Shore D hardness of composites was measured using a Shore D hardness tester TSE testing machine according to ASTM D-785.

The dielectric properties of the composites (dielectric constant and loss factor) were determined from the measured value of capacitance and dissipation factor on digital LCR meter. Resistance to various chemicals was determined according to ASTM D-543-67.

RESULTS AND DISCUSSION

DSC curves at heating rate of $10^\circ\text{C min}^{-1}$ are shown in Figure 3. Characteristic behavior of curing such as the temperature at which curing reaction started (T_i), peak temp. (T_p), complete cure temp (T_f),

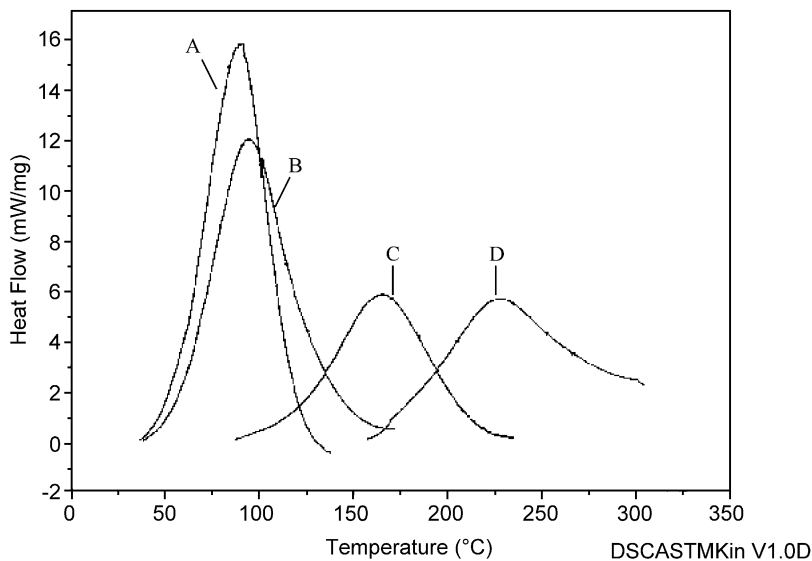


FIGURE 3 Dynamic DSC scans at $10^{\circ}\text{C min}^{-1}$ for the following systems: (a) CER + DGEBA + DETA, (b) CER + DGEBA + TETA, (c) CER + DGEBA + DDM, and (d) CER + DGEBA + DDS.

activation energy of curing reaction (E_a), order of reaction (n) and pre-exponential factor ($\log Z$) are listed in Table 1. The activation energy values from Borchardt-Daniels method fall in the range of $80\text{--}100\text{ kJ}\cdot\text{mol}^{-1}$.

In order to investigate the effect of amine structure on the thermal stability of cured epoxy resin, the parameter such as T_i (temperature onset of decomposition), T_{50} (temperature for 50% weight loss), T_{\max} (temperature of maximum rate of degradation), the integral procedure decomposition temperature (IPDT), and activation energy (E_a) of the degradation process were calculated and presented in Table 2. Two thermograms are shown in Figure 4.

TABLE 1 Kinetic Parameters of Epoxy Amine System

Resin system	Ratio	Curing agent	T_i	T_P	T_f	E_a $\text{kJ}\cdot\text{mol}^{-1}$	n	$\log Z$ (min^{-1})
CER + DGEBA	15 : 85	DETA	36	89.55	141	86.5	1.57	12.41
		TETA	38	94.12	170	88.4	2.23	12.47
		DDM	69	165.23	240	62.6	0.87	6.69
		DDS	154	225.26	304	96.8	2.33	9.60

TABLE 2 Temperature Characteristic and Kinetic Parameter of Cured Epoxy Resin

Epoxy system	Ratio	Curing agent	T_i	T_{50}	T_{max}	IPDT $^{\circ}\text{C}$	E_a kJ $\cdot\text{mol}^{-1}$
CER + DGEBA	15 : 85	DETA	294	342	317	410	49.6
		TETA	308	367	339	466	59.17
		DDM	325	389	395	490	60
		DDS	344	411	387	510	69.38

The data revealed that the trend of thermal stability for amine-cured epoxy resins is $\text{DDS} > \text{DDM} > \text{TETA} > \text{DETA}$.

The lowest stability observed in the case of DETA is due to the purely aliphatic structure of DETA. The highest stability observed in the case of DDS is due to the aromatic nature of curing agent. The epoxy resin, cured by DDS, is thermally more stable than that cured with DDM. This may be ascribed to the greater heat resistance character of sulfur linkage relative to carbon linkage.

The results of mechanical properties such as flexural strength, interlaminar shear strength (ILSS) and shore-D hardness of epoxy

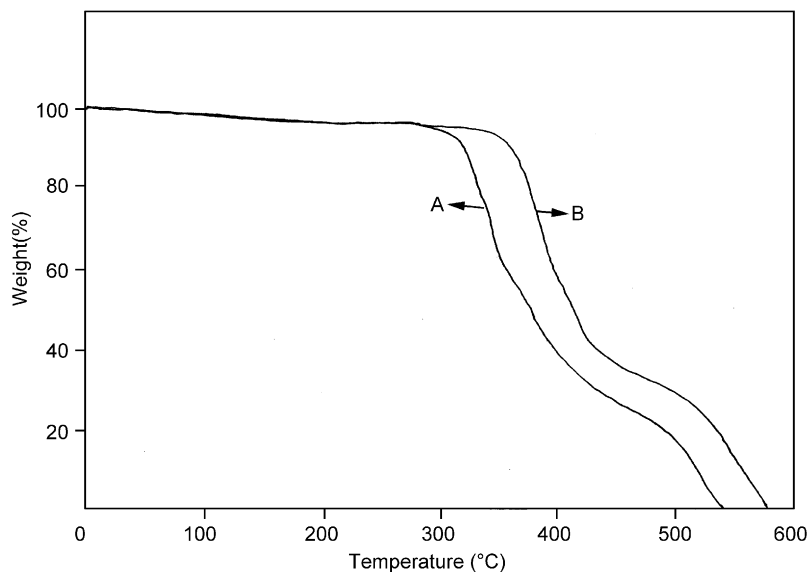


FIGURE 4 TG thermograms at $10^{\circ}\text{C min}^{-1}$ for the following systems: (a) CER + DGEBA + TETA and (b) CER + DGEBA + DDS.

TABLE 3. Mechanical and Dielectric Properties of Glass-Fiber Reinforced Composites

Resin system	Ratio	Curing agent	Flexural strength (Kg cm ⁻²)	ILSS (Kg cm ⁻²)	Shore-D	Dielectric constant (ε')	Dielectric loss (ε'')	Tan δ
CER + DGEBA	15 : 85	DETA	3755	127	94	35.17	16.28	0.463
		TETA	4237	132	95	31.40	14.85	0.473
		DDM	5065	225	96	30.68	13.95	0.455
		DDS	5750	251	98	28.13	13.75	0.489

cured laminates are shown in Table 3. The data show that the mechanical properties are affected by the curing agent used. Aromatic amines DDS and DDM give better mechanical properties than the aliphatic amines DETA and TETA due to the aromatic character of curing agents. Furthermore the DDS cured epoxy system shows better mechanical properties compared to DDM, which may be due to the presence of rigid SO₂ linkage in DDS imparting better rigidity to the cross-linked structure.

Dielectric properties like dielectric constant, dielectric loss and tan δ of composites are shown in Table 3.

The chemical resistance of composites specimen to various chemical reagents such as acetone, water, 20% NaOH, 20% HCl were tested by dipping the specimen in the reagents for seven days. No particular change was observed in discoloration and loss in gloss, but an increase in weight of sample was observed in every case, in the range of 1–3%.

CONCLUSION

DSC cure kinetics of epoxy resin–amine system shows activation energy in the range of 80–100 kJ·mol⁻¹. The cured products show good thermal stability according to structure of the curing agent. The mechanical properties such as flexural strength, ILSS, shore-D of glass fiber reinforced composites depend on the structure of the curing agents. The epoxy DDS system gives the best mechanical properties.

REFERENCES

- [1] Mark, H. F. and Bikales, N. M. (1970). "Encyclopedia of Polymer Science and Technology", **12**, Wiley-Interscience, New York, 1.
- [2] Dusek, K. (1985). *Adv. Polym. Sci.*, Springer, Berlin, **78**, 115.

- [3] Lee, H. and Neville, K. (1967). "*Handbook of Epoxy Resins*", McGraw-Hill, New York.
- [4] May, C. and Tanaka, Y. (1973). "*Epoxy Resins Chemistry and Technology*", Dekker, New York.
- [5] Patel, M. B., Patel, R. D., Patel, R. G. and Patel, V. S. (1991). *High Performance Poly.*, **3**, 107.
- [6] Dusek, K. (1985). *Adv. Polym. Sci.*, Springer, Berlin, **72**(1).
- [7] Wiederhold, hermann. FR. 1,597,488 (1971). *Chem. Abstr.*, **74**, 88761k.
- [8] Dai Nippon Toryo Co. Ltd. Japan Kokai, 74,125,472 (1975). *Chem. Abstr.*, **82**, 141268y.
- [9] Additive Technology Corp. Ger. Offen 2,922,304 (1981). *Chem. Abstr.*, **94**, 201806g.
- [10] Nippon Gakki Co. Ltd. Japan Kokai, 76,22767 (1976). *Chem Abstr.*, **85**, 6746z.